

# Duplo



## PFI BLADE B3+ DIGITAL CUTTING TABLE

### SPECIFICATIONS

#### AUTO FEEDER

<b>Feeder Capacity</b>	Up to 100 mm
<b>Sheet Separation</b>	Air powered, variable jet stream separation
<b>Feeding System</b>	Vacuum fed with clamps mounted on gantry
<b>Max. Sheet Size</b>	* W 600 mm x L 400 mm
<b>Min. Sheet Size</b>	W 210 mm x L 297 mm

#### CUTTING CONTROL

<b>Tools</b>	Cut through knife, kiss cut knife, scoring wheel
<b>Cutting System</b>	Digital signal platform
<b>Blade</b>	Tungsten steel
<b>Productivity</b>	30 - 45 seconds per 355.6 mm x 508 mm sheet (depending on design complexity)
<b>Max. Cutting Speed</b>	Up to 800 mm/second
<b>Cutting Thickness</b>	Up to 1.3 mm
<b>Cutting Tolerance</b>	±0.3 mm

#### SOFTWARE AND CONNECTION

<b>Software (platform)</b>	Processor I5 7500 Series Dual Core or higher, Ram 4 GB or more, Hard Drive 5 GB (SSD drives recommended for optimal performance), Ethernet Port: 10/100 MB x1, PCI-E 1GB Ethernet card x1, Display: 19" LCD or bigger
<b>File Format</b>	Ai Eps Jpg Pdf Ps Dxf
<b>Network</b>	LAN

#### CAMERA REGISTRATION SYSTEM

<b>Camera Registration System</b>	CCD registration system
-----------------------------------	-------------------------

#### GENERAL POWER

<b>Voltage</b>	220 V, 50/60 Hz, 20 A
<b>Power</b>	4 KW
<b>Dimension (WxDxH)</b>	W-1,920 mm x D-790 mm x H-1,060 mm

Production rates are based on optimal conditions and may vary depending on stock and environmental conditions. As part of our continuous product improvement program, specifications are subject to change without notice.  
\* Max sheet size w/o CCD 600 mm x 400 mm, Max sheet size with CCD 570 mm x 370 mm

**Duplo International Limited**  
Automated Precision House  
Hamm Moor Lane  
Addlestone  
Surrey KT15 2SD

Tel +44(0) 1932 263 900 - Fax +44(0) 1932 263 901  
info@duplointernational.com  
www.duplointernational.com

Duplo is a trade mark of the Duplo Corporation. Duplo has a policy of continuous improvement and reserves the right to amend the above specification without prior notice

Production rates are based on optimal operating conditions and may vary depending on stock and environmental conditions. As part of our continuous product improvement program, specifications are subject to change without notice.


Ref: PFI BLADE B3+ 02/20

# Duplo

## PFI BLADE B3+ DIGITAL CUTTING TABLE



UNLEASH  
CREATIVITY



Compact and Affordable Flatbed Cutting Solution






DUPLOINTERNATIONAL.COM

# PFI BLADE B3+ DIGITAL CUTTING TABLE



Utilising a flatbed table and digital cutting technology, the PFI Blade B3+ digital cutting table produces short-run packaging, custom-shaped cards and labels without physical dies required. The PFI Blade will cut, kiss cut and score a range of substrates including paper, laminates, adhesives and synthetic stocks up to 800 mm per second and up to 1.3 mm thick. It's an affordable and versatile solution for prototyping designs and short run production.


## STANDARD TOOLS

J201 CUTTING KNIFE		For 120 – 300 gsm paper
J202 CUTTING KNIFE		For 150 – 400 gsm paper
J206 CUTTING KNIFE		For stickers, labels
J208 CUTTING KNIFE		For stickers, labels and 120-300 gsm paper
J380 SCORING WHEEL		0.63 mm scoring wheel


- Digital cutting, kiss cutting and scoring in one pass
- Paper, laminates, adhesives, and synthetic stocks up to 1.3mm
- CCD registration system
- 600 mm x 400 mm maxsheet size
- 100mm feed capacity stacker
- Triple tooling head



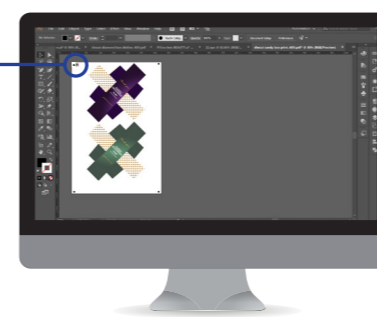

Automated Feed System



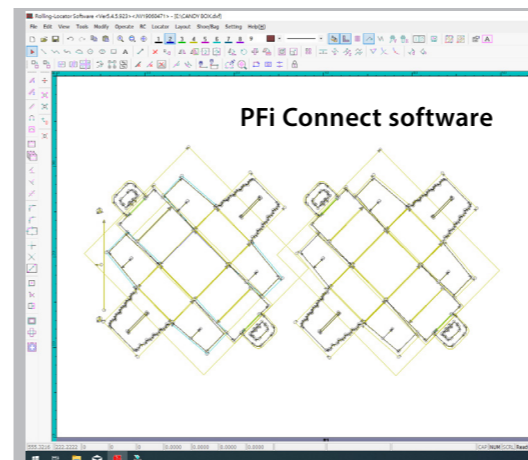
Feed Tray -  
with Sheet Separation



Triple Tooling Head



The printed artwork file requires a registration mark on each corner and QR code on top left corner next to the first mark. This ensures a registration tolerance of +/- .3mm



PFI Connect software



CCD Registration System

# PFI BLADE CONNECT

## NO DIES REQUIRED

Utilising the PFI Blade Connect software, the triple tooling head follows the lines sketched on the cutting file to finish applications into any shape desired. Media is held in place on the flatbed through a suction zone, below the conveyor belt as the tooling head moves throughout the sheet.

The PFI Blade comes included with four cutting tools and a scoring wheel, and up to 3 tools can be added in the tooling head. Set them to cut intricate shapes, kiss cut labels and stickers, and score fold lines to avoid toner cracking on packaging and folded pieces.

## EASY JOB PREP AND SETUP

Create the cutting file in vector programs such as Adobe Illustrator and CorelDRAW to define the cuts, kiss cuts and scores desired. Export the cutting file in a number of supported formats, then upload it onto the PFI Connect software (PC sold separately) when the job is ready to run. Prepare the printed artwork files by adding registration marks on each corner of the sheet as well as a QR code. During operation, the CCD registration system will read the QR code and automatically pull up the matching cutting file on the PFI Connect software. It will also read the registration marks and compensate for any image shifting to ensure each sheet is accurately finished.

## AUTOMATED FEED SYSTEM

With a stack height of 100mm, the PFI Blade maintains a productive operation.

Each sheet is vacuum fed with the air knife aiding in separation, then transported onto the cutting table. The feed tray elevates as sheets are fed and it can be reloaded without interrupting operation.

## APPLICATIONS

